

Please rate this document after reviewing at the bottom of this page.

REPLACEMENT

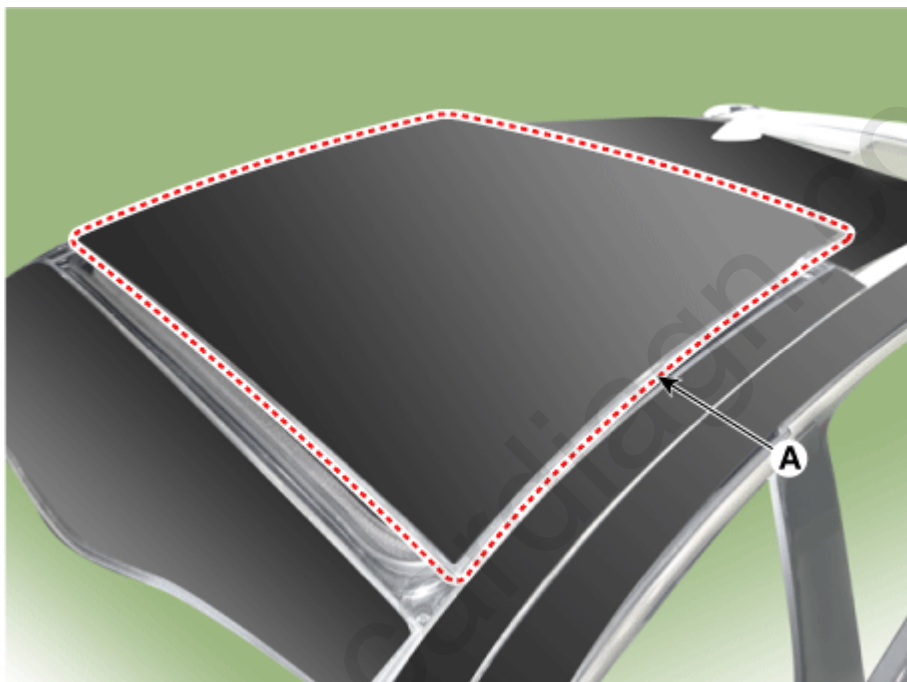
CAUTION

Put on gloves to protect your hands.


Information

- Use a plastic panel removal tool to remove interior trim pieces without marring the surface.
- Take care not to bend or scratch the trim and panels.

1. Tilt the moving glass by using the wide sunroof switch.



2. Remove the both sides mechanism cover (A).

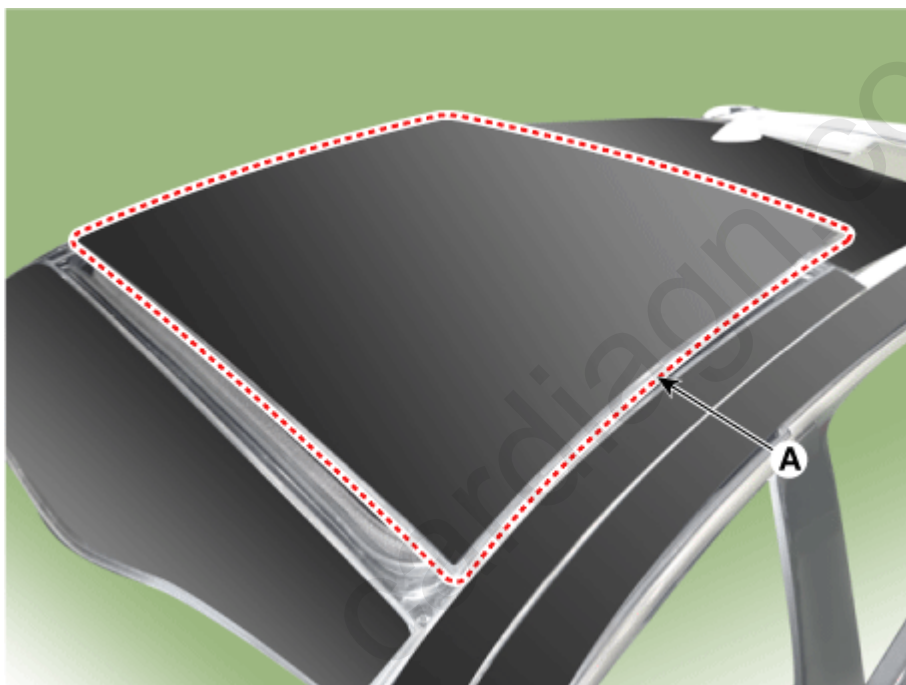


3. Loosen the mounting screws (A) on both sides.





4. Carefully lift up the moving glass (A) and then remove it.



5. Install in the reverse order of removal.

i Information

After replacing the movable glass, adjust the alignment if needed.

*** Thanks for your cooperation for the more quality. Please surely rate this document before closing.**